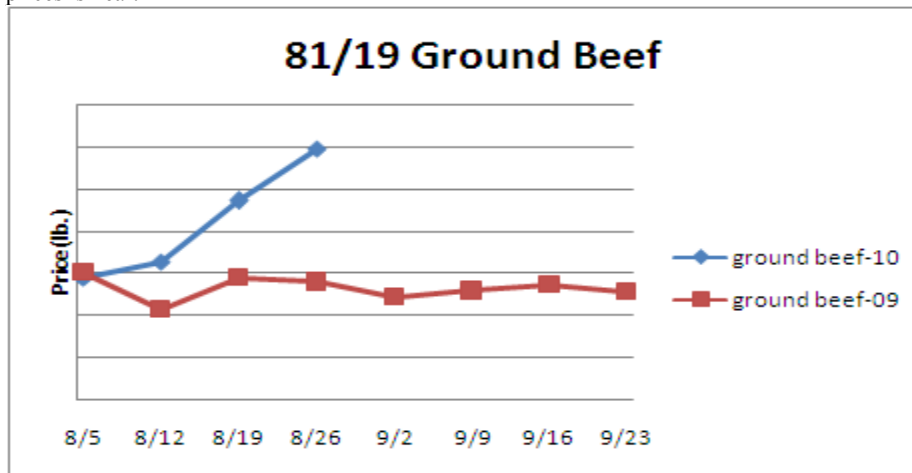


# Beef, Veal and Lamb Report

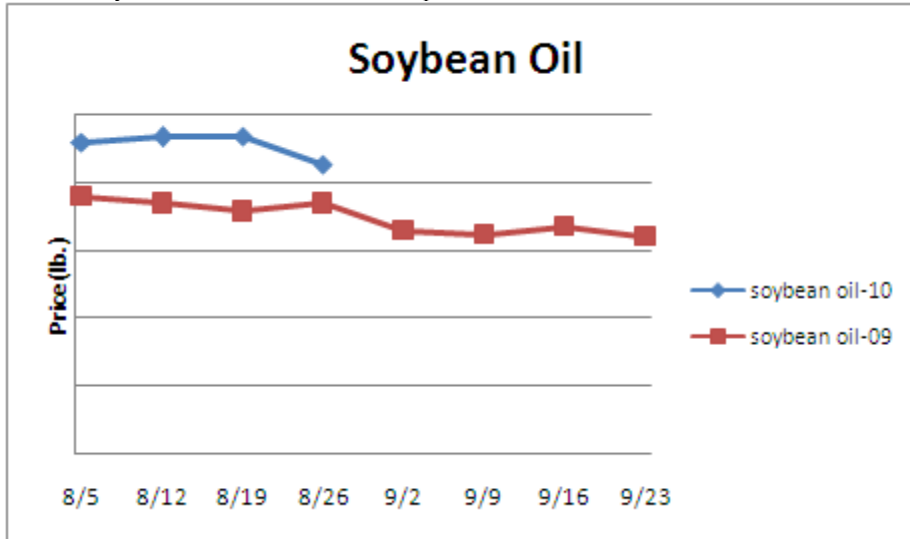
**Beef, Veal & Lamb-** The August 1<sup>st</sup> US cattle on feed inventory was 2.5% larger than the previous year. Cattle placements into feedlots during July were 5.9% less than last year but at an average weight .8% more than 2009. The September 1<sup>st</sup> near slaughter ready cattle inventory is estimated to be 8% less than the three year average for the date. Beef output is forecasted to remain below the prior year levels next month. Many of the beef markets are moving upward due in part to solid Labor Day holiday demand. Beef sales appear to be tiring suggesting that a top in beef prices is near.



	<u>Market Trend</u>	<u>Supplies</u>	<u>Price vs. Last Year</u>
Live Cattle (Steer)	Increasing	Good	Higher
Ground Beef 81/19	Increasing	Good	Higher
Ground Chuck	Increasing	Good	Higher
109 Export Rib (choice)	Increasing	Good	Higher
109 Export Rib (prime)	Increasing	Good	Higher
112a Ribeye (choice)	Increasing	Good	Higher
112a Ribeye (prime)	Increasing	Good	Higher
116 Chuck (choice)	Increasing	Good	Higher
120 Brisket (choice)	Increasing	Good	Higher
121c Outside Skirt (ch/sel.)	Decreasing	Good	Higher
167a Knuckle, Trimmed (choice)	Increasing	Good	Higher
168 Inside Round (choice)	Increasing	Good	Higher
174 Short Loin (choice 0x1)	Increasing	Good	Higher
174 Short Loin (prime 2x3)	Decreasing	Good	Higher
180 1x1 Strip (choice)	Increasing	Good	Higher
180 1x1 Strip (prime)	Increasing	Good	Higher
180 0x1 Strip (choice)	Increasing	Good	Higher
184 Top Butt, boneless (choice)	Increasing	Good	Higher
184 Top Butt, boneless (prime)	Increasing	Good	Higher
185a Sirloin Flap (choice)	Increasing	Good	Higher
185c Loin, Tri-Tip (choice)	Increasing	Good	Higher
189a Tender (select, 5 lb & up)	Increasing	Good	Higher
189a Tender (choice, 5 lb & up)	Increasing	Good	Higher
189a Tender (prime, heavy)	Increasing	Good	Higher
193 Flank Steak (choice)	Increasing	Good	Higher
50% Trimmings	Decreasing	Good	Higher
65% Trimmings	Increasing	Good	Higher
75% Trimmings	Increasing	Good	Higher
85% Trimmings	Decreasing	Good	Higher
90% Trimmings	Decreasing	Good	Higher
90% Imported Beef (frozen)	Increasing	Good	Higher
Veal Rack (Hotel 7 rib)	Increasing	Good	Higher
Veal Top Round (cap off)	Increasing	Good	Higher

# Oil and Grains Report

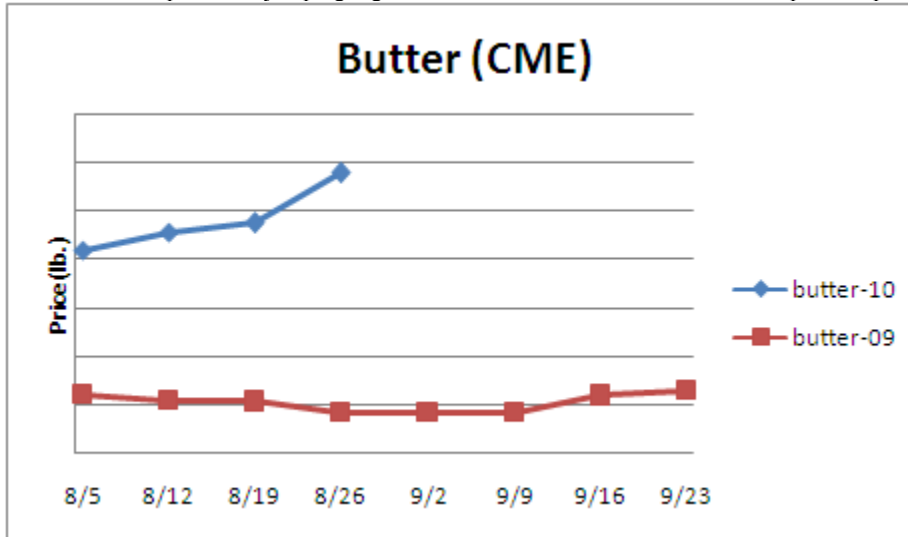
**Oil & Grains-** Volatility continues in the grain markets due to various supply uncertainties. We anticipate that the corn and soybean oil markets will bounce upward soon.



	<u>Market Trend</u>	<u>Supplies</u>	<u>Price vs. Last Year</u>
<b>Soybeans</b>	Decreasing	Good	Lower
<b>Crude Soybean Oil</b>	Decreasing	Good	Higher
<b>Soymeal</b>	Decreasing	Good	Lower
<b>Corn</b>	Decreasing	Good	Higher
<b>Crude Corn Oil</b>	Increasing	Good	Higher
<b>Distillers Grain, Dry</b>	Decreasing	Good	Higher
<b>Crude Palm Oil</b>	Decreasing	Good	Higher
<b>Hard Red Winter Wheat</b>	Increasing	Good	Higher
<b>Dark Northern Spring Wheat</b>	Increasing	Good	Higher
<b>Canola Seed</b>	Decreasing	Good	Higher
<b>Canola Oil</b>	Decreasing	Good	Higher

# Dairy Report

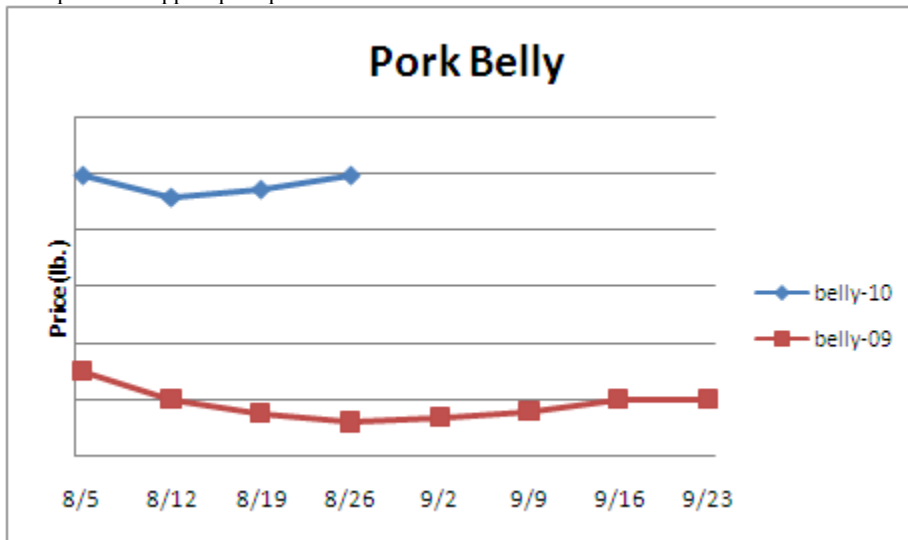
**Dairy-** The butter market is making another run upward as supplies remain historically limited and notable volumes of milk are pulled into schools for the start of the school year. July 31<sup>st</sup> butter holdings were 24% less than last year and the smallest for the date since 2005. However, butter supplies did build during July marking the first such occurrence in six years. Seasonal charts suggest that the upside risk in the butter market from here may only be modest. Cheese prices are jumping higher as well. The cheese markets are anticipated to peak fairly shortly.



	<u>Market Trend</u>	<u>Supplies</u>	<u>Price vs. Last Year</u>
<b>Cheese Barrels- CME</b>	Increasing	Good	Higher
<b>Cheese 40 lb Blocks- CME</b>	Increasing	Good	Higher
<b>American Cheese</b>	Increasing	Good	Higher
<b>Cheddar Cheese</b>	Steady	Good	Higher
<b>Mozzarella Cheese</b>	Increasing	Good	Higher
<b>Provolone Cheese</b>	Increasing	Good	Higher
<b>Parmesan Cheese</b>	Increasing	Good	Higher
<b>Butter- One lb Solids</b>	Increasing	Good	Higher
<b>Nonfat Dry Milk</b>	Increasing	Good	Higher
<b>Whey, Dry</b>	Increasing	Good	Higher
<b>Class I Milk Base</b>	Decreasing	Good	Higher
<b>Class II Cream (Heavy Cream)</b>	Increasing	Good	Higher
<b>Class III Milk- CME</b>	Increasing	Good	Higher
<b>Class IV Milk- CME</b>	Increasing	Good	Higher

# Pork Report

**Pork-** Pork output last week rose .6% but was 7.1% less than the previous year. Pork production will seasonally build in the coming weeks which should influence many of the markets downward. July 31<sup>st</sup> pork belly (64%), ham (5%), loin (30%), rib (24%) and trimming (36%) inventories were all significantly less than the previous year. With the output expansion in the coming months pork supplies should improve. Still, good domestic and export demand are anticipated to support pork prices well above 2009 levels this fall.



	<u>Market Trend</u>	<u>Supplies</u>	<u>Price vs. Last Year</u>
<b>Live Hogs</b>	Decreasing	Good	Higher
<b>Belly (bacon)</b>	Increasing	Good	Higher
<b>Spare Rib (4.25 &amp; down)</b>	Increasing	Good	Higher
<b>Ham (23-27 lb)</b>	Increasing	Good	Higher
<b>Loin (bone-in)</b>	Increasing	Good	Higher
<b>Baby Back Rib (1.75 &amp; up)</b>	Increasing	Good	Lower
<b>Tenderloin (1.25 lb)</b>	Increasing	Good	Higher
<b>Boston Butt, untrimmed 4-8 lb.</b>	Increasing	Good	Higher
<b>Picnic, untrimmed</b>	Increasing	Good	Higher
<b>SS Picnic, smoker trim boxed</b>	Increasing	Good	Higher
<b>42% Trimmings</b>	Increasing	Good	Higher
<b>72% Trimmings</b>	Increasing	Good	Higher

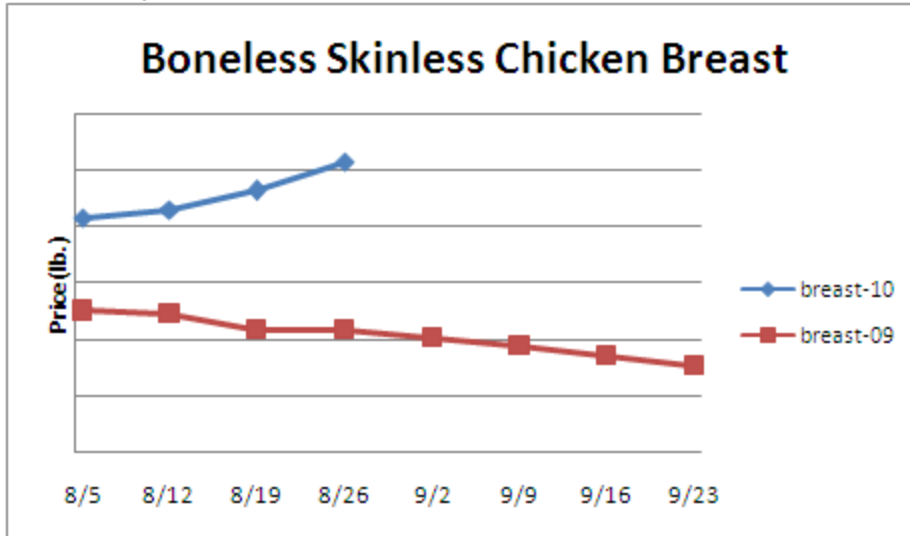
# Canned Tomato Report

**Tomato Products, Canned-** The California tomato for processing harvest is projected to be a record large this week but output is behind. The markets are steady.

	<u>Market Trend</u>	<u>Supplies</u>	<u>Price vs. Last Year</u>
<b>Whole Peeled Standard</b>	Steady	Good	Lower
<b>Diced, Fancy</b>	Steady	Good	Lower
<b>Ketchup, 33%</b>	Steady	Good	Lower
<b>Tomato Paste- Ind.</b>	Steady	Good	Lower

# Poultry Report

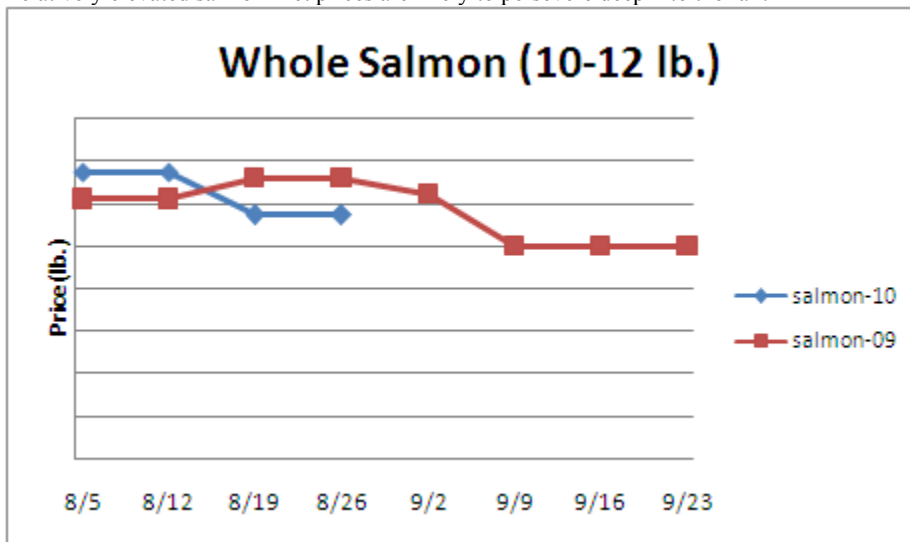
**Poultry-** The July broiler type chick hatch was 2% larger than the previous year suggesting that chicken production should continue to trend above 2009 levels in the coming weeks. Pullet placements by producers were up 5% indicating that the broiler hatchery flock is expanding. A larger broiler hatchery flock is bullish for chicken production. The boneless skinless chicken breast market is trading at six year highs. With demand likely to wane and chicken output anticipated to track above the prior year, formidable chicken breast market declines are expected this fall. The chicken wing markets remain firm as demand slowly builds. Last year, the jumbo cut chicken wing market rose 6% during the next seven weeks.



	<u>Market Trend</u>	<u>Supplies</u>	<u>Price vs. Last Year</u>
<b>Whole Chicken (2.5-3 lb-GA)</b>	Steady	Good	Higher
<b>Whole Chicken (LA)</b>	Steady	Good	Higher
<b>Chicken Wings, Whole</b>	Increasing	Good	Lower
<b>Chicken Wings, Jumbo Cut</b>	Increasing	Good	Lower
<b>Chicken Breast, Bone-In</b>	Increasing	Good	Higher
<b>Chicken Breast, Bnless Skinless</b>	Increasing	Good	Higher
<b>Chicken Tender (random)</b>	Increasing	Good	Higher
<b>Chicken Tender (sized)</b>	Increasing	Good	Higher
<b>Chicken Legs (whole)</b>	Decreasing	Good	Higher
<b>Chicken Leg Quarters</b>	Steady	Good	Lower
<b>Chicken Thighs, bone in</b>	Decreasing	Good	Lower
<b>Chicken Thighs, boneless</b>	Decreasing	Good	Lower
<b>Large Eggs</b>	Increasing	Good	Lower
<b>Medium Eggs</b>	Increasing	Good	Lower
<b>Whole Eggs- Liq</b>	Decreasing	Good	Higher
<b>Egg Whites- Liq</b>	Increasing	Good	Higher
<b>Egg Yolks- Liq</b>	Increasing	Good	Higher
<b>Whole Turkey (8-16 lb)</b>	Steady	Good	Higher
<b>Turkey Breast- Bnls/Sknls</b>	Decreasing	Good	Higher

# Seafood Report

**Seafood-** June US salmon imports were 4.4% less than a year ago due in a large part to a significant decline in trade with Chile. ISA disease has caused Chilean salmon output to fall off 20% this year. US salmon imports from the country during June were down 58% from last year and were only a quarter by volume of peak trade levels in 2008. Relatively elevated salmon filet prices are likely to persevere deep into the fall.



	<u>Market Trend</u>	<u>Supplies</u>	<u>Price vs. Last Year</u>
<b>Salmon, Whole (10-12 lb)</b>	Steady	Good	Lower
<b>Catfish, Filets</b>	Steady	Good	Lower
<b>Trout, Drn. (8-14 oz)</b>	Steady	Good	Same
<b>Shrimp (16-20 count)</b>	Decreasing	Good	Higher
<b>Shrimp (61-70 count)</b>	Decreasing	Good	Higher
<b>Shrimp, Tiger (26-30 count)</b>	Decreasing	Good	Higher
<b>Snow Crab Legs (5-8 oz)</b>	Steady	Good	Higher
<b>Snow Crab Legs (8 oz up)</b>	Steady	Good	Higher
<b>Cod Tails, 3-7 oz. Frz.</b>	Steady	Good	Lower
<b>Cod Loins, 3-12 oz. Frz.</b>	Steady	Good	Higher
<b>Salmon Portions, 4-8 oz. Frz.</b>	Steady	Good	Higher

## Bean, Rice, Coffee and Sugar Report

	<u>Market Trend</u>	<u>Supplies</u>	<u>Price vs. Last Year</u>
<b>Pinto Beans</b>	Increasing	Good	Lower
<b>Black Beans</b>	Steady	Good	Lower
<b>Rice, Long Grain</b>	Steady	Good	Lower
<b>Coffee Beans</b>	Decreasing	Good	Higher
<b>Sugar</b>	Increasing	Good	Higher
<b>Honey</b>	Steady	Good	Higher

## Paper Product Report

	<u>Market Trend</u>	<u>Supplies</u>	<u>Price vs. Last Year</u>
<b>Wood Pulp (paper)</b>			
<b>NBSK- Paper napkin</b>	Steady	Good	Higher
<b>42 lb. Linerboard-corrugated box</b>	Decreasing	Good	Higher
<b>Plastic Resins (plastic, foam)</b>			
<b>PS-CHH-utensils, cups, to-go cont.</b>	Decreasing	Good	Higher
<b>PP-HIGP-heavy grade utensils</b>	Increasing	Good	Higher
<b>PE-LLD-can liners, film, bags</b>	Steady	Good	Higher

## Retail Price Change from Prior Month

	<u>Jul-10</u>	<u>Jun-10</u>	<u>May-10</u>
<b>Beef and Veal</b>	Decreasing	Increasing	Increasing
<b>Dairy</b>	Increasing	Increasing	Increasing
<b>Pork</b>	Increasing	Increasing	Increasing
<b>Chicken</b>	Increasing	Increasing	Decreasing
<b>Fresh Fish and Seafood</b>	Increasing	Increasing	Increasing
<b>Fresh Fruits and Vegetables</b>	Decreasing	Decreasing	Decreasing

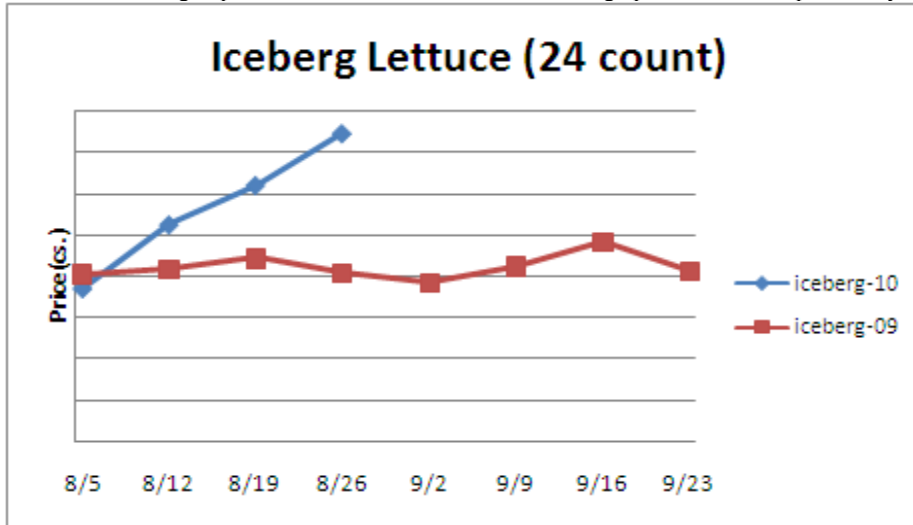
# Processed Fruits and Vegetables Report

**Processed Fruits and Vegetables-** July 31<sup>st</sup> frozen green bean (18%) and cob corn (6%) stocks were less than last year. July cut corn holdings were 54% more than 2009. The markets are steady.

<u>Canned 6/10</u>	<u>Market Trend</u>	<u>Supplies</u>	<u>Price vs. Last Year</u>
<b>Corn, Fancy Whole Kernel</b>	Steady	Good	Lower
<b>Green Beans, Fancy 4 sv</b>	Steady	Good	Lower
<b>Green Peas, Fancy 4 sv/blend</b>	Steady	Good	Lower
<u>Frozen</u>			
<b>Corn, Cob 96 count</b>	Steady	Good	Lower
<b>Corn, Kernel 12/2.5 lb.</b>	Steady	Good	Lower
<b>Green Beans, Cut 12/2 lb.</b>	Steady	Good	Same
<b>Green Peas, 12/2.5 lb.</b>	Steady	Good	Lower
<b>Potatoes, FF Fancy, 6/5 lb.</b>	Steady	Good	Same

# Produce Report

**Produce-** Iceberg lettuce shipments continue to trend below year ago levels due to challenging weather in the major growing region. Lettuce supplies could remain somewhat limited over the next few weeks but notable market inflation from here is not anticipated. The Idaho potato harvest is underway with Norkotah's now available. Existing potato supplies are restricted but are anticipated to improve in the coming weeks. Idaho potato prices are expected to decline at least 20% during September. The avocado market is moving upward but could peak fairly soon.



	<u>Market Trend</u>	<u>Supplies</u>	<u>Price vs. Last Year</u>
Limes (150 count)	Increasing	Good	Lower
Lemons (95 count)	Steady	Good	Higher
Lemons (200 count)	Steady	Good	Higher
Honeydew (6 ct.)	Increasing	Good	Lower
Cantaloupe (15 count)	Increasing	Good	Lower
Blueberries (12 count)	Increasing	Good	Higher
Strawberries (12 pints)	Decreasing	Good	Higher
Avocados, Hass (48 count)	Increasing	Good	Lower
Bananas (40 lb)-Term.	Decreasing	Good	Higher
Pineapple (7 ct.)- Term.	Decreasing	Good	Higher
Idaho Potato (60 count)	Increasing	Good	Higher
Idaho Potato (70 count)	Increasing	Good	Higher
Idaho Potato (70 count)-Term.	Steady	Good	Lower
Idaho Potato (90 count)	Increasing	Good	Higher
Idaho Potato #2 (6 oz. min.)	Increasing	Good	Higher
Processing Potato (100 lb)	Steady	Good	Higher
Yellow Onions (50 lb)	Increasing	Good	Lower
Yellow Onions (50 lb)-Term.	Decreasing	Good	Higher
Red Onions (25 lb)-Term.	Decreasing	Good	Higher
White Onions (50 lb)-Term.	Decreasing	Good	Higher
Tomatoes, (large- case)	Decreasing	Good	Lower
Tomatoes, (5x6, 25 lb.)-Term.	Decreasing	Good	Higher
Tomatoes, Vine Ripe, (4x5)	Increasing	Good	Higher
Roma Tomatoes (large- case)	Decreasing	Good	Lower
Roma Tomatoes (xlarge- case)	Decreasing	Good	Lower
Green Peppers (large- case)	Increasing	Good	Lower
Red Peppers (large- 15 lb. cs.)	Decreasing	Good	Higher
Iceberg Lettuce (24 count)	Increasing	Good	Higher
Iceberg Lettuce (24 cnt)-Term.	Increasing	Good	Higher

## Produce Report (continued)

<b>Leaf Lettuce (24 count)</b>	<b>Decreasing</b>	<b>Good</b>	<b>Higher</b>
<b>Romaine Lettuce (24 count)</b>	<b>Decreasing</b>	<b>Good</b>	<b>Lower</b>
<b>Mesculin Mix (3 lb)-Term.</b>	<b>Steady</b>	<b>Good</b>	<b>Lower</b>
<b>Broccoli (14 cnt.)</b>	<b>Increasing</b>	<b>Good</b>	<b>Lower</b>
<b>Squash (case)</b>	<b>Increasing</b>	<b>Good</b>	<b>Higher</b>
<b>Zucchini (case)</b>	<b>Steady</b>	<b>Good</b>	<b>Higher</b>
<b>Green Beans (bushel)</b>	<b>Decreasing</b>	<b>Good</b>	<b>Lower</b>
<b>Spinach, Flat 24's</b>	<b>Decreasing</b>	<b>Good</b>	<b>Higher</b>
<b>Mushrooms (large), Term.</b>	<b>Decreasing</b>	<b>Good</b>	<b>Lower</b>
<b>Cucumbers, Bushel</b>	<b>Decreasing</b>	<b>Good</b>	<b>Higher</b>
<b>Pickles (200-300 ct.)-Term.</b>	<b>Increasing</b>	<b>Good</b>	<b>Higher</b>
<b>Asparagus (small)</b>	<b>Decreasing</b>	<b>Good</b>	<b>Higher</b>
<b>Freight (CA to City Avg.)</b>	<b>Decreasing</b>	<b>Good</b>	<b>Higher</b>